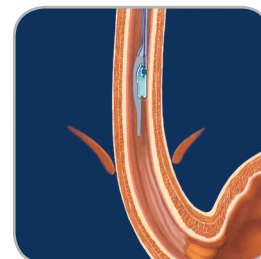


Capsule Delivery

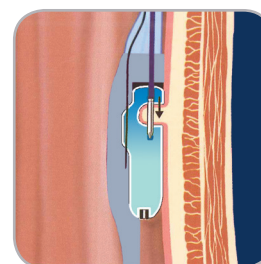
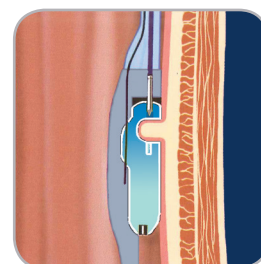
1. Position Bravo® pH capsule in the esophagus.

- After successful calibration, remove the capsule with delivery device from the pH buffer and rinse it in sterile water.
- Determine attachment location and mark it on the delivery device.
- With the vacuum source off, carefully advance the delivery device through the mouth (with the capsule facing the patient's tongue) to the desired location in the esophagus.
- Holding the delivery device as straight as possible in a relaxed, horizontal position, stabilize it by the patient's mouth to ensure it does not move.



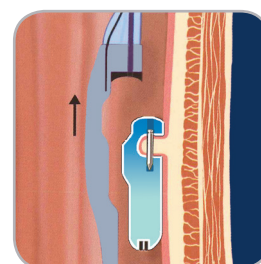
2. Apply suction to draw a small amount of tissue into the capsule's suction chamber.

- Attach the vacuum hose to the handle.
- Verify that vacuum knob is set to maximum and turn the vacuum source on.
- After the vacuum level reaches at least 550 mmHg and stabilizes, hold the delivery system in place for at least 30 seconds to allow the tissue to fill the suction chamber.



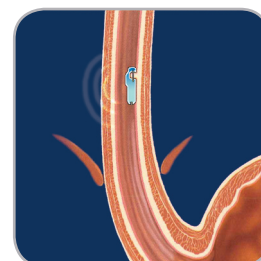
3. Attach capsule.

- Remove the safety tab from the Bravo handle.
- Press the plunger down with your thumb until it clicks into position; remove your thumb from the plunger.
- Using your thumb, rotate the top of the plunger clockwise 1/8th of a turn to release the capsule from the delivery device.
- Ensure that the white line is visible above the handle body. If not, use your thumb to raise the plunger until the white marking is visible.



4. After ensuring the vacuum source is off, remove delivery system from the esophagus.

5. Capsule immediately begins transmitting pH data. Verify that the recorder is on and receiving data.





Expanding the scope of GI

www.givenimaging.com

Copyright ©2001-2013 Given Imaging Ltd. GIVEN, GIVEN & Design, PILLCAM, PILLCAM & Logo, RAPID, RAPID ACCESS, BRAVO, BRAVO PH SYSTEM, DIGITRAPPER, MANOSCAN, MANOSHIELD, MANOVUEW, GASTROTRAC, GEROFLEX, VERSAFLEX, ACCUTRAC, ACCUVIEW, POLYGRAF ID, SMARTPILL, MOTILIGI, SMARTBAR, and THE MEASURE OF GI HEALTH are Trademarks and/or Registered Trademarks of Given Imaging Ltd., its subsidiaries and/or affiliates in the United States and/or other countries. All other company or product names are the trademarks or registered trademarks of their respective holders. All rights not expressly granted are reserved.

5-001-736