




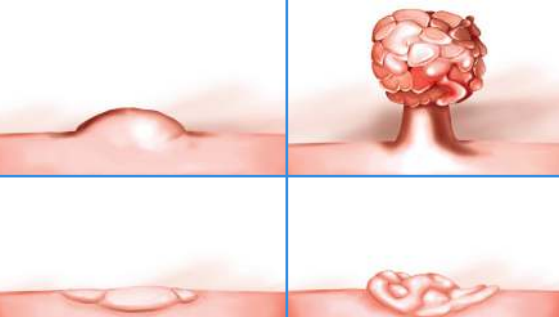
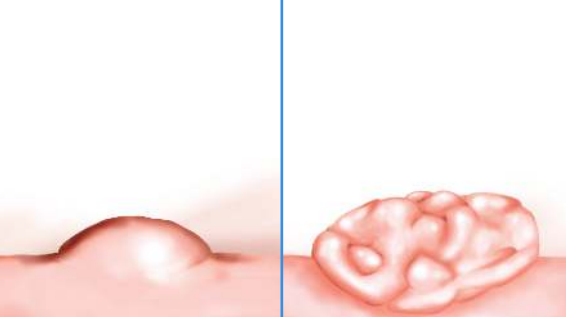
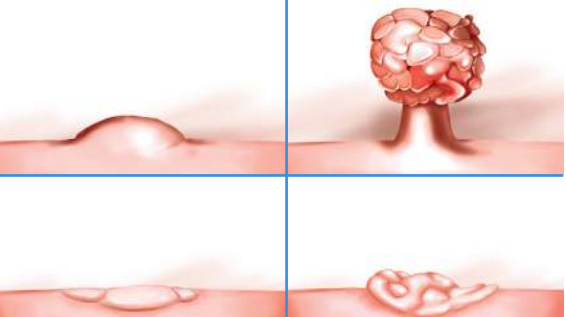
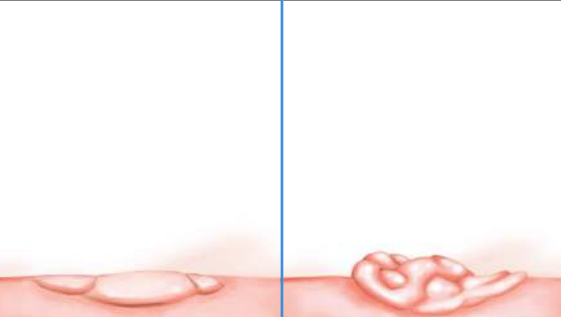
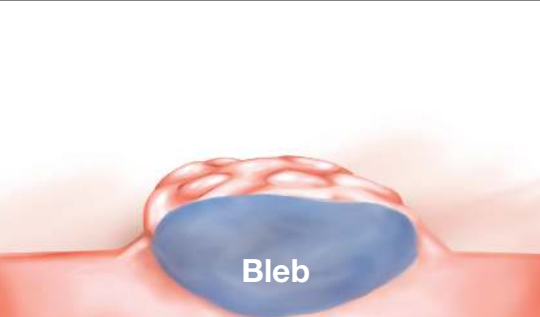


STERIS Endoscopy Polypectomy Portfolio

Reference Guide

	CoinTip™ snare BX00711110	Exacto® cold snare BX00711115	Lariat® snare BX00711119	Histolock® resection device BX00711117	iSnare® system - Lariat® snare BX00711084
Snare/Device					
Polyp Type	Multiple Polyps (all types) 	Diminutive, Small & Large Polyps 	Multiple Polyps (all types) 	Very Flat/Sessile 	Large Flat/Sessile 
Snare Width	6mm, 10mm, 20mm	9mm	6mm, 10mm, 30mm	14mm	6mm, 10mm, 30mm
Snare Wire Diameter	Braided .41mm (.016in) Distal tip - .25mm (.010in)	Braided .30mm (.012in) 33% thinner than standard snares (.018in) for a clean cut	Braided .41mm (.016in)	Monofilament flat wire	Braided .41mm (.016in)
Features	<ul style="list-style-type: none"> • Benefits of different wire diameters to support precise hot and cold cutting capabilities • Double catheter for added support during resection to reduce the chance of buckling • Snare loop with memory points helps maintain its shape and integrity after multiple resections 	<ul style="list-style-type: none"> • Clinically proven to achieve a high rate of complete resection • A dedicated cold snare that has a thinner and stiffer wire may engage and hold healthy polyp margin more easily than a standard snare¹ • Size and shape offer more control for placement around small polyps 	<ul style="list-style-type: none"> • Three distinct shapes in one device • Offers versatility to handle cases with large polyps and multiple polyps of varying types and sizes • Can be used for hot and cold polypectomy 	<ul style="list-style-type: none"> • Monofilament stiff wire easily recruits and resects difficult flat polyps • Ideal for challenging EMR cases with scarred or adherent polypoid tissue, particularly in the right colon • Grabs tissue predictably for a precise resection 	<ul style="list-style-type: none"> • Combination injection needle and snare in one device improves procedure time over standalone snare operated by a multi-functional handle² • Ideal for cases requiring submucosal injection • Three distinct shapes in one device. Also available in hex and oval shapes

1. Daniel von Renteln, MD and Heiko Pohl, MD. Pushing the Limit: How to Get the Most Out of Cold Snares. American Journal of Gastroenterology; 111. July 2016; 1217-1219.

2. T. Woodward, J. Crook, M. Raimondo, M. Wallace. "Improving complete EMR of colorectal neoplasia: a randomized trial comparing snares and injectate in the resection of large sessile colon polyps." GIE Journal online, 2015.

Refer to the current **Instructions For Use** for complete product usage instructions.

©2020 STERIS Endoscopy or its affiliates. All rights reserved.

Unless otherwise indicated, all marks denoted with ® or ™ are registered with the U.S. Patent and Trademark Office, or are owned by STERIS or its affiliates.

 **STERIS**

Endoscopy

www.steris.com

761053 Rev. E