



Bleed Management

We offer a comprehensive range of interventional devices to help in the management of GI bleeds. Suitable for both Endoscopic and Surgical procedures.

Viper Haemo Clip

Viper incorporates exceptional rotational control to ensure a precise placement with the ability to easily re-open and close the clip for effective repositioning at haemostasis sites.

Features:

- Flexible Features - Rotational control and re-open/close functionality to allow precise placement and control of the Viper clip even in a fully angulated scope
- Shorter Stem - Allows easier multiple clip placements to be achieved
- Easy Deployment - Durable arms, with a choice of closing diameters of 11mm, 13mm and 16mm which ensures the Viper clip can accurately cover a larger closure site
- MR Conditional - Tested up to 3 TESLA

Allows for greater flexibility for placement in difficult areas of the GI tract

135°
OPENING ANGLE



“Rotatable? repositionable? You no longer have to choose!”

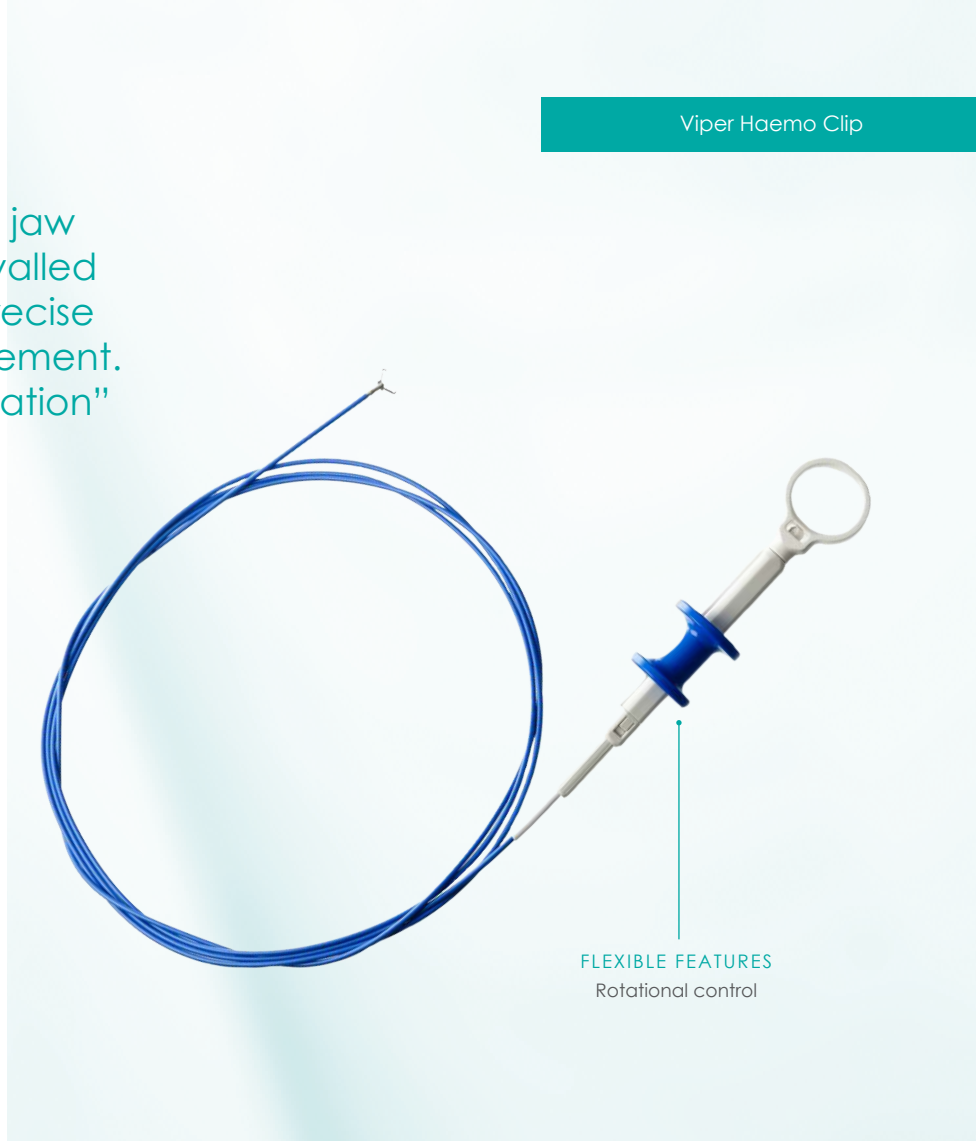
Scope Compatibility

- Viper clips will operate effectively through a Gastroscope, Colonoscope and Duodenoscope of 2.8mm channel diameter

“2-way 360-degree jaw rotation - gives unrivalled control to ensure precise positioning and placement. Easy and smooth rotation”

Suitable Indications:

- Mucosal/sub mucosal defects up to 3cm
- Bleeding ulcers
- Arteries < 2mm
- Polyps < 1.5cm in diameter
- Diverticulitis symptoms



The Viper Haemo Clip Deployment



Ordering Information

Product Code	Description	Jaw Opening (mm)	Box Size
VIPER 135-11	Viper Haemo Clip	11	5
VIPER 135-13	Viper Haemo Clip	13	5
VIPER 135-16	Viper Haemo Clip	16	5

AquaViper Haemo Clip

THE LATEST ADDITION TO THE VIPER RANGE. The AquaViper clip offers one to one rotation for precise placement even in the most tortuous positions. AquaViper has the additional benefit of a flushing catheter to assist with clear visualisation when clipping

Features:

- 2-way 360° Jaw Rotation - One:One rotation to ensure precise positioning and placement
- Short Clip Length - Easier to place multiple clips without overlap. Easier deployment and clip detachment - 'One Click and It's Gone!'
- Unlimited Repositioning - Avoids wasted clips and shortens procedure time
- 135° Opening Angle - Allows for greater flexibility of placement in difficult areas of the GI Tract
- Integral Flushing Port - Can be used in conjunction with external water pump
- MRI Conditional - Tested up to 3 TESLA
- Less protruding



NEW


135°
OPENING ANGLE



“The latest addition to the Viper range!”

INTEGRAL FLUSHING PORT

Saves time if flushing is required



2-WAY 360° JAW ROTATION

Rotational control to ensure precise positioning

Features:

- Compatibility with a wide range of scopes - 230cm catheter length. Flexible catheter allows placement in retroflex positions and even via a side-viewing scope
- New ergonomic handle - Making it easier for smoother deployment and 'Right-First-Time' clip release

“The clearer way to achieving haemostasis”

Ordering Information

Product Code	Description	Opening (mm)	Box Size
AQUA VIPER	AquaViper Haemo Clip	11	5

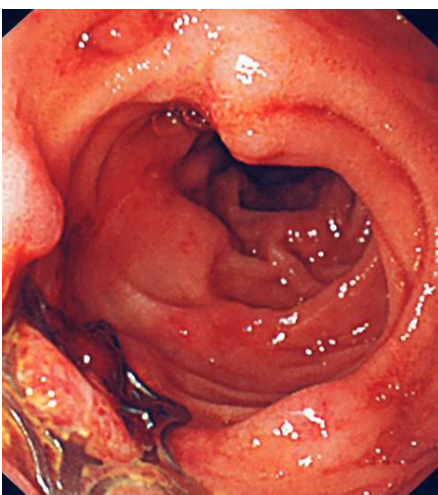


Padlock Clip™ Endoscopic Clipping Device

The Padlock Clip™ is a flexible endoscope clip which offers a full 360-degree circumferential closure of lesions, fistulas and haemostasis.

Features:

- Unlike other over the scope clips, Padlock Clip™ does not occupy an instrument channel within the scope. The unique thumb trigger provides precise and tactile deployment and with a fast loading system, closures can be quickly achieved
- The Padlock Clip™ system consists of 1 pre-loaded clip and delivery device for single patient use only
- Easy, fast and accurate deployment
- Provides quicker and easier endoscope mounting than other devices
- Clips feature 6 barbs to secure tissue
- 360-degree tissue compression
- Promotes excellent healing with epithelial growth on closure sites
- Potentially minimises need for surgical intervention and associated cost
- Detachable safety cap to protect the device during transit



“A new generation of GI closure technology”

Scope Compatibility:

- Gastric Version - Best suited for endoscopes between 9.5mm and 11mm outer diameter
- Colonic Version - Best suited for endoscopes between 11.5mm and 14mm outer diameter



Suitable Indications:

- Iatrogenic perforations of the GI tract up to 2.5cm diameter
- Post EMR / ESD bleeding

Fistulas:

- PEG fistula
- Leaking anastomoses
- Tracheo-oesophageal fistula
- Duodenal fistula
- Gastric fistula after sleeve gastrectomy

Haemostasis:

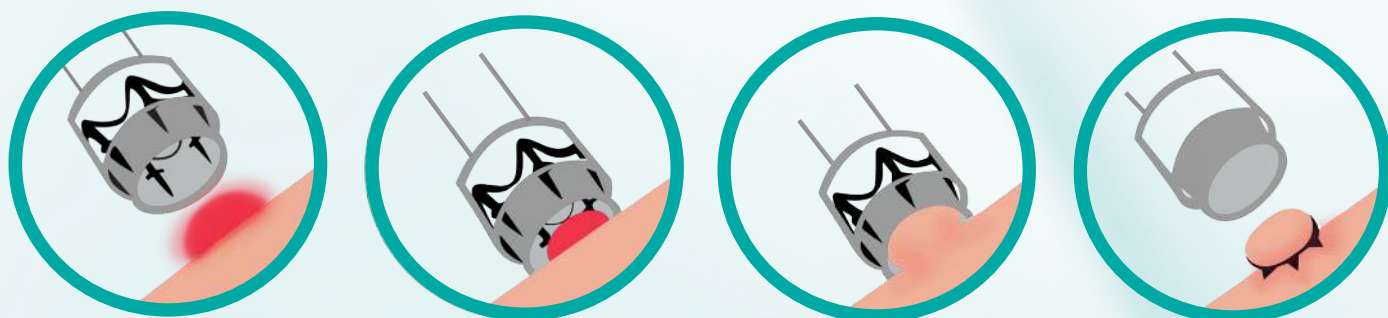
- Mucosal/sub mucosal defects
- Bleeding ulcers
- Arteries <2mm
- Polyps <1.5cm in diameter
- Diverticulitis symptoms

NOT SUITABLE FOR USE ON VARICEAL BLEEDS



SINGLE USE DELIVERY DEVICE WITH PRE-LOADED CLIP

The Padlock Clip™ Deployment



Ordering Information

Product Code	Description	Scope Compatibility (mm)	Box Size
100.12-A	Padlock Clip™ Diagnostic Gastroscope Clip	9.5 - 11	1
100.14-A	Padlock Clip™ Therapeutic/ Gastroscope/Colonoscope Clip	11.5 - 14	1

BioVac® Direct Suction Device

BioVac® Direct Suction Device is designed to evacuate viscous materials, like gelatinous blood and clots, which may otherwise block the control head of the endoscope, extending procedure and scope cleaning duration.

Features:

- Enhanced suction, facilitating up to 40% more volume and quicker evacuation
- The ability to irrigate as much as desired via a dedicated external flushing port
- Direct visualisation via the endoscope to easily target bleed and evacuation sites
- Uninterrupted instrument access, enabling the clinician to utilise the BioVac® suction capabilities as well as providing therapeutic treatment via the accessory channel

INDEPENDENT IRRIGATION PORT

“Experience the power of BioVac® device on your next GI bleed, colonic decompression, poor prep or retained residual food case”



DEVICE ACCESS



Ordering Information

Product Code	Description	Scope Compatibility	Device Access	Y-Port	Box Size
00711511	BioVac® Direct Suction Device	Pentax	Yes	No	5
00711513	BioVac® Direct Suction Device	Olympus/ Fujinon	Yes	Yes	5



30-100-00
Haemorrhoid Ligator with
robust mechanism ensuring
accurate banding

Haemorrhoid Ligator

Manufactured to an extremely high-quality standard, our reliable band ligation device is suitable for specialist clinical use.


Features:

- 15cm reach with robust mechanism ensures accurate banding
- Easy to fit to standard suction device
- Easy to load bands using dedicated loading cone
- Dedicated 'extra grip' bands offer strong and reliable retention (ordered separately)
- Contains natural latex

30-100-04
Haemorrhoid Ligator Cone



“Fast, safe and effective management
of haemorrhoids”



30-100-01
Haemorrhoid
Ligator Bands

Ordering Information

Product Code	Description	Box Size
30-100-00	Haemorrhoid Ligator	1
30-100-01	Haemorrhoid Ligator Bands	100
30-100-04	Haemorrhoid Ligator Cones	1



Lumley Close, Thirsk Industrial Park, Thirsk, North Yorkshire, England, YO7 3TD
01845 526660 | info@diagmed.co.uk | diagmed.healthcare

